

Signify Classified - Internal
Cooper Lighting Solutions Photometric Lab
1121 Highway 74 South
Peachtree City, GA 30269



Scaled data based on original data using
LM-79-08 Approved Method: Electrical and Photometric Measurements of Solid-
State Lighting Products

Test Report Prepared for
Cooper Lighting Solutions
(formerly Eaton)

Brand: STREETWORKS

Report Number: P867989

Luminaire Tested: **MEM2-HSN-SA-60-722-U-T2U-HSS**

Issue Date: 08/21/2024



Test Information

Test Method: LM-79-08
Report Number: P867989
Test Lab: INNOVATION CENTER(G3)
Issue Date: 08/21/2024
Manufacturer: COOPER LIGHTING SOLUTIONS (FORMERLY EATON)
Product Line: STREETWORKS
Catalog Number: MEM2-HSN-SA-60-722-U-T2U-HSS
Description: EPIC MODERN SHORT HOUSING DISCRETE LED ARRAYS 60W 70CRI 2200K
FIXTURE w/ TYPE II URBAN DISTRIBUTION OPTIC AND HOUSE SIDE SHIELD
Light Source: (10) 2200K CCT, 70 CRI LEDS
Ballast/Driver: ELECTRONIC DRIVER

Summary

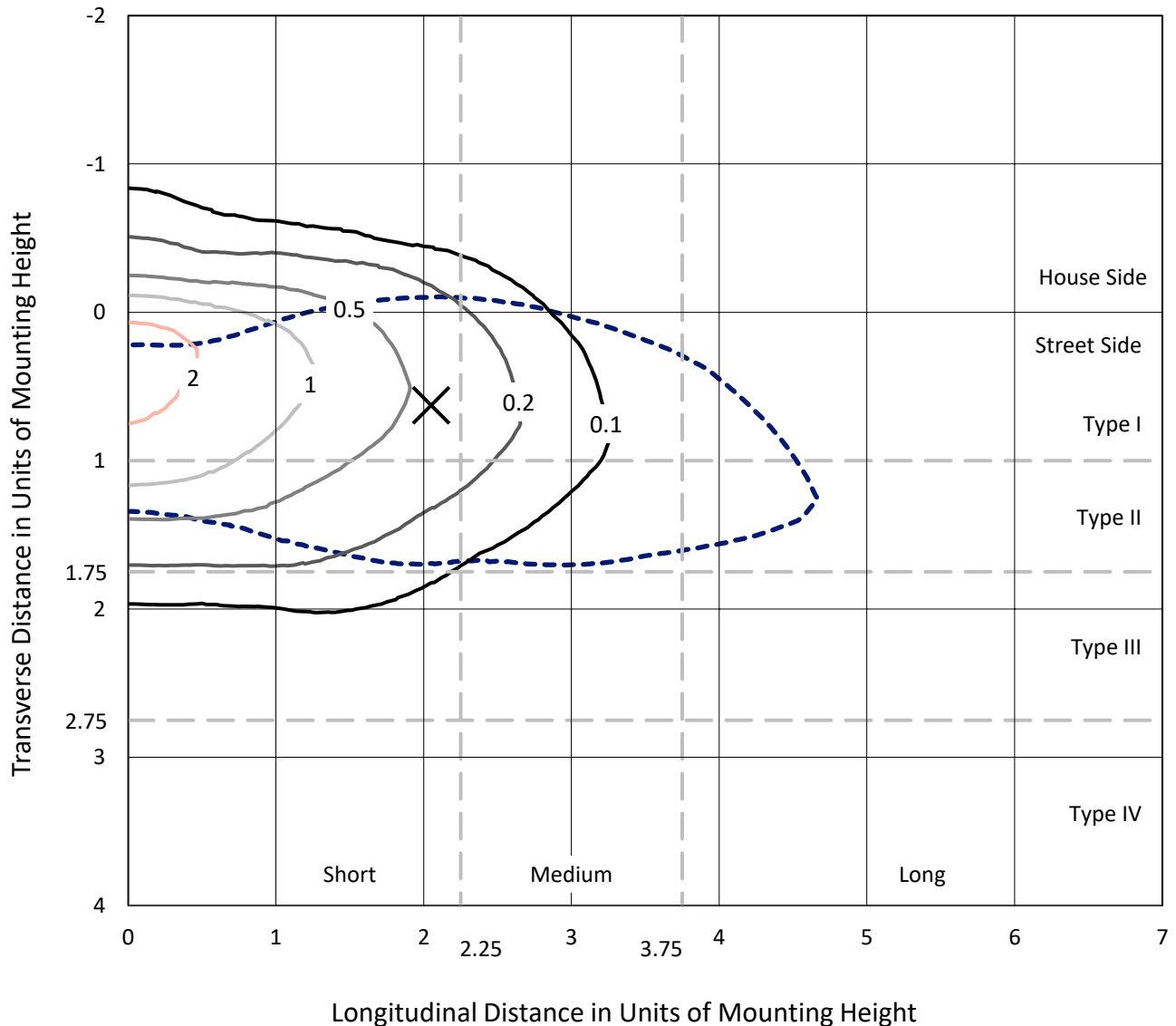
Lumens per Lamp: N/A
Luminaire Lumens: 3646.9 lumens
Efficiency: N/A
Efficacy: 82.9 lumens/watt
Luminous Opening: Rectangular (W 0.33' x L: 0.33' x H: 0')
IES Classification: Type II - Short
BUG Rating: B1 - U0 - G1

Input Watts (W): 44
Input Voltage (V): 120
Input Current (A_{in}): NR
Voltage Rise (V): NR
Power Factor: 0.99
Total Harmonic Distortion (THDi): 6.91%
Frequency (hertz): 60
Stabilization Time: NR
Operation Time: NR
Ambient Temperature (°C): NR
Test Distance: 24 FT

REPORT NUMBER: P867989
 CATALOG NUMBER: MEM2-HSN-SA-60-722-U-T2U-HSS

Iso-Footcandle Lines of Horizontal Illumination

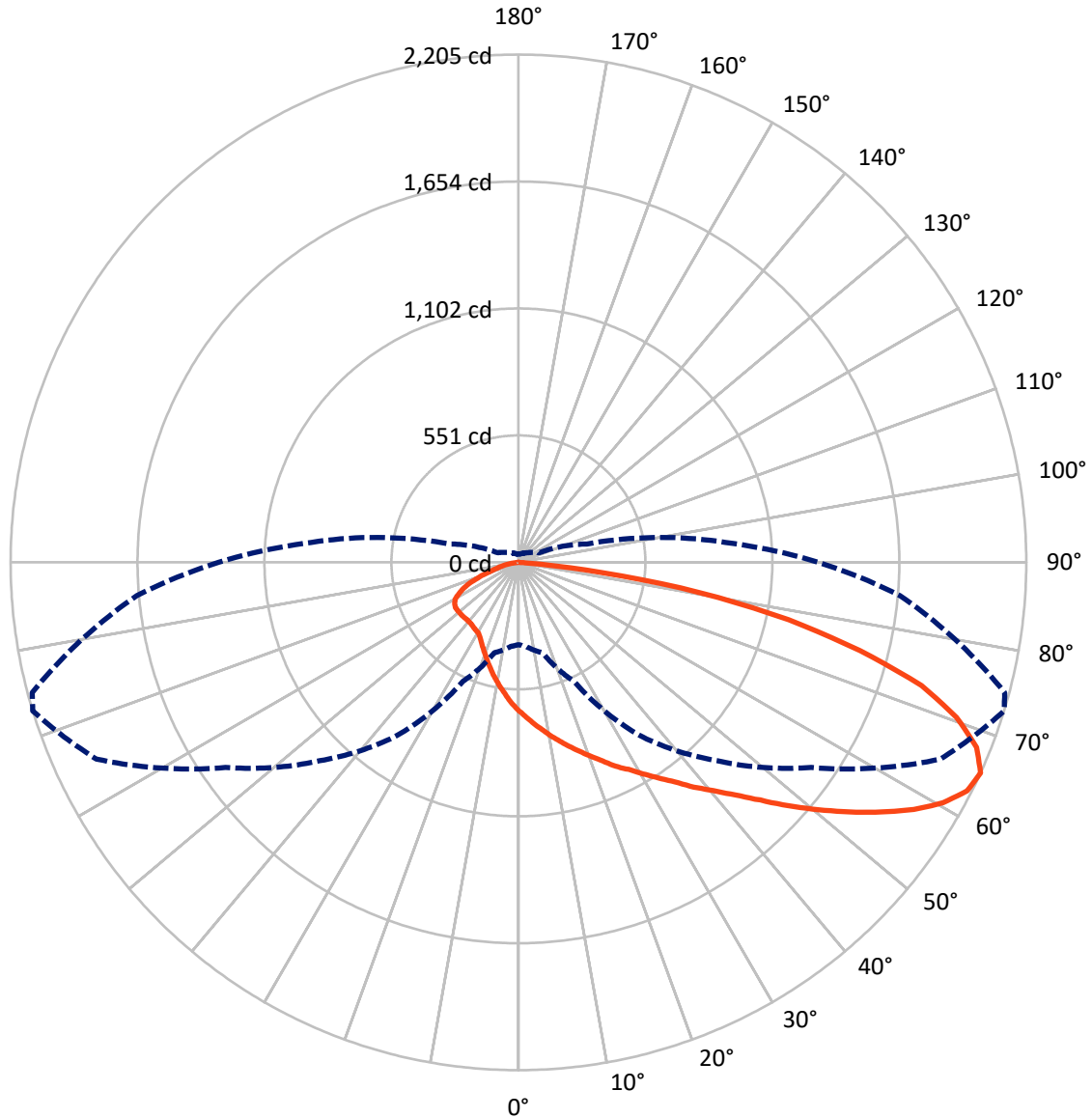
× Max cd
 - - - 1/2 Max cd



Based on 20 foot mounting height. Maximum calculated value = 2.6 fc
 Type II - Short - N/A

REPORT NUMBER: P867989
CATALOG NUMBER: MEM2-HSN-SA-60-722-U-T2U-HSS

Luminous Intensity Polar Plot



— Vertical Plane Through 73-Deg Lateral - - - Horizontal Cone Through 65-Deg Vertical

REPORT NUMBER: P867989
 CATALOG NUMBER: MEM2-HSN-SA-60-722-U-T2U-HSS

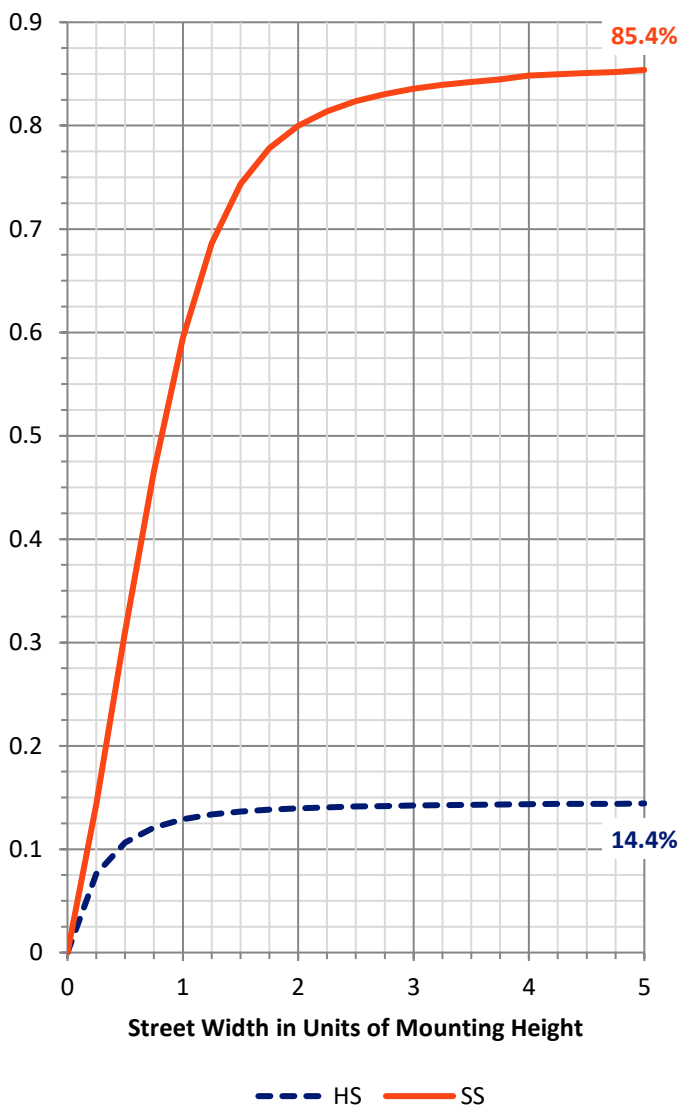
FLUX DISTRIBUTION:

		Downward	Upward	Total
House Side	Lumens	530.3	0.0	530.3
	% Fixture	14.5	0.0	14.5
Street Side	Lumens	3116.6	0.0	3116.6
	% Fixture	85.5	0.0	85.5
Total	Lumens	3646.9	0.0	3646.9
	% Fixture	100.0	0.0	100.0

ZONAL LUMENS:

Zone	Lumens	% Fixture
0°-10°	62.4	1.7
10°-20°	189.8	5.2
20°-30°	317.9	8.7
30°-40°	479.5	13.1
40°-50°	677.5	18.6
50°-60°	762.3	20.9
60°-70°	683.6	18.7
70°-80°	415.8	11.4
80°-90°	58.2	1.6
90°-100°	0.0	0.0
100°-110°	0.0	0.0
110°-120°	0.0	0.0
120°-130°	0.0	0.0
130°-140°	0.0	0.0
140°-150°	0.0	0.0
150°-160°	0.0	0.0
160°-170°	0.0	0.0
170°-180°	0.0	0.0
0°-90°	3646.9	100.0
0°-180°	3646.9	100.0

Coefficient of Utilization



REPORT NUMBER: P867989

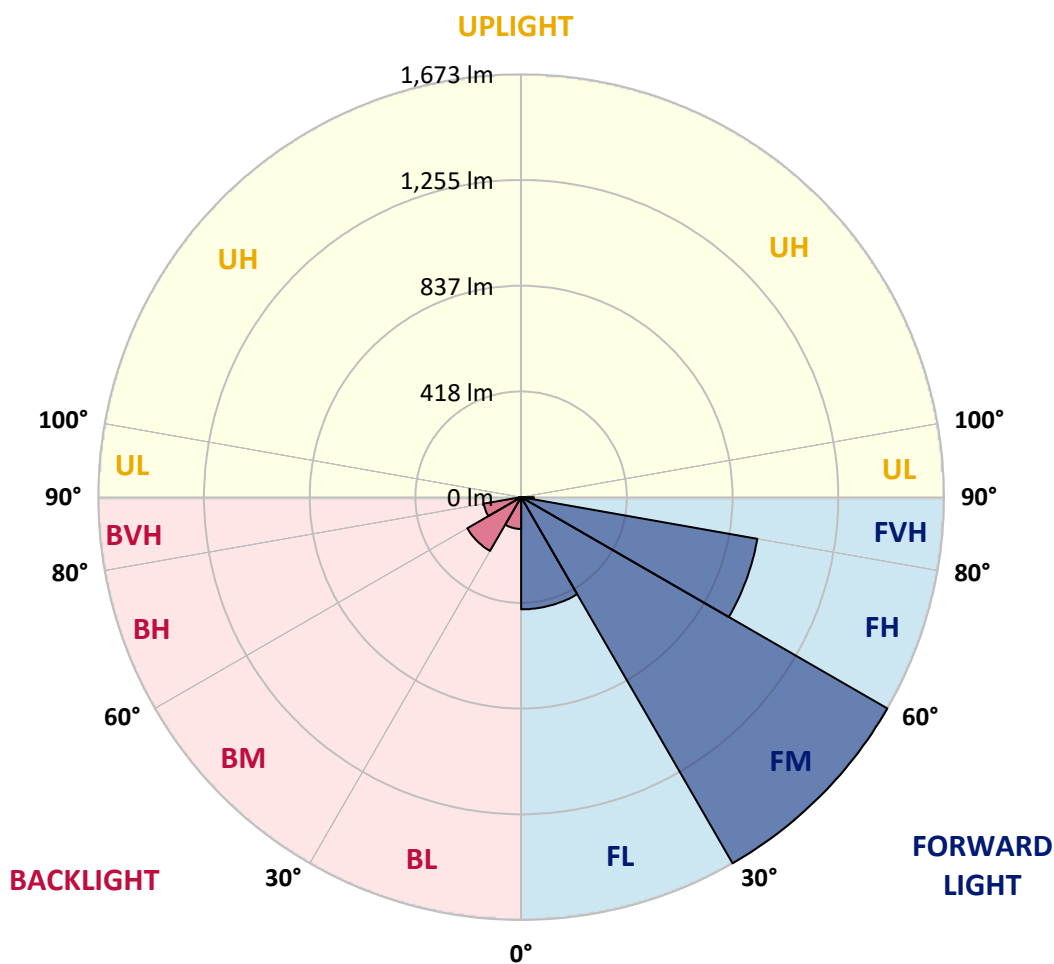
CATALOG NUMBER: MEM2-HSN-SA-60-722-U-T2U-HSS

LUMINAIRE CLASSIFICATION SYSTEM LUMEN TABLE AND BUG RATING:

Zone	Lumens	% Fixture	Zone Rating/Lumen Limit		
			B	U	G
FL (0°-30°)	444.1	12.2			
FM (30°-60°)	1673.4	45.9			
FH (60°-80°)	949.1	26.0			G1/1800
FVH (80°-90°)	50.0	1.4			G1/100
BL (0°-30°)	126.0	3.5	B1/500		
BM (30°-60°)	245.9	6.7	B1/1000		
BH (60°-80°)	150.2	4.1	B1/500		G1/500
BVH (80°-90°)	8.2	0.2			G0/10
UL (90°-100°)	0.0	0.0		U0/0	
UH (100°-180°)	0.0	0.0		U0/0	

BUG Rating: B1-U0-G1

Type II Short





REPORT NUMBER: P867989

CATALOG NUMBER: MEM2-HSN-SA-60-722-U-T2U-HSS

CANDELA DISTRIBUTION (FULL):

	0°	5°	15°	25°	35°	45°	55°	65°	73°	75°	85°
0°	647.0	647.0	647.0	647.0	647.0	647.0	647.0	647.0	647.0	647.0	647.0
2.5°	746.8	742.5	736.0	730.7	721.0	708.1	697.4	683.5	673.8	670.6	656.6
5°	855.1	849.8	842.2	829.4	803.6	788.6	760.7	728.5	702.8	697.4	665.2
7.5°	966.7	964.6	947.4	928.1	897.0	863.7	820.8	770.4	732.8	724.2	674.9
10°	1061.1	1051.5	1041.8	1023.6	990.3	943.1	887.3	817.6	765.0	751.0	684.5
12.5°	1118.0	1114.8	1106.2	1084.7	1052.5	1011.8	945.2	863.7	796.1	776.8	694.2
15°	1159.8	1163.0	1154.5	1140.5	1107.3	1068.6	1004.3	912.0	829.4	806.8	704.9
17.5°	1199.5	1197.4	1196.3	1180.2	1150.2	1111.5	1046.1	951.7	862.6	838.0	715.6
20°	1222.1	1223.1	1221.0	1214.5	1185.6	1148.0	1086.9	998.9	899.1	871.2	729.6
22.5°	1233.9	1238.2	1242.4	1241.4	1217.8	1188.8	1125.5	1036.4	936.7	907.7	746.8
25°	1241.4	1244.6	1254.2	1267.1	1245.7	1222.1	1168.4	1081.5	980.7	947.4	767.1
27.5°	1247.8	1252.1	1263.9	1283.2	1266.0	1252.1	1206.0	1120.1	1018.2	988.2	790.7
30°	1289.7	1295.0	1295.0	1304.7	1285.4	1282.1	1247.8	1166.3	1065.4	1033.2	820.8
32.5°	1400.2	1389.4	1370.1	1360.5	1314.3	1315.4	1288.6	1212.4	1115.8	1083.7	858.3
35°	1495.7	1495.7	1472.1	1440.9	1366.9	1351.9	1335.8	1273.6	1170.6	1139.4	907.7
37.5°	1587.9	1589.0	1564.3	1537.5	1452.7	1399.1	1390.5	1332.6	1238.2	1201.7	959.2
40°	1645.9	1652.3	1645.9	1625.5	1543.9	1481.7	1444.2	1399.1	1302.5	1274.6	1018.2
42.5°	1655.5	1668.4	1692.0	1698.4	1610.5	1555.7	1512.8	1467.8	1379.8	1348.7	1085.8
45°	1630.8	1635.1	1687.7	1695.2	1659.8	1614.7	1585.8	1548.2	1472.1	1445.2	1160.9
47.5°	1563.2	1554.7	1572.9	1638.4	1652.3	1650.2	1657.7	1639.4	1579.3	1545.0	1243.5
50°	1418.4	1421.6	1480.6	1560.0	1608.3	1663.0	1711.3	1731.7	1687.7	1653.4	1332.6
52.5°	1154.5	1169.5	1282.1	1469.9	1553.6	1654.4	1749.9	1818.6	1800.4	1767.1	1420.5
55°	948.5	971.0	1083.7	1325.1	1478.5	1612.6	1772.5	1909.8	1913.0	1887.3	1501.0
57.5°	742.5	760.7	879.8	1100.8	1371.2	1547.2	1775.7	1988.1	2024.6	1994.6	1571.8
60°	581.5	594.4	664.1	917.3	1239.2	1453.8	1752.1	2050.4	2119.0	2096.5	1633.0
62.5°	441.0	450.6	512.9	725.3	1077.2	1344.4	1672.7	2072.9	2185.5	2164.1	1667.3
65°	357.3	365.9	406.6	569.7	917.3	1217.8	1552.5	2021.4	2204.9	2185.5	1663.0
67.5°	291.8	295.1	328.3	444.2	775.7	1075.1	1376.6	1887.3	2145.8	2144.8	1613.7
70°	236.0	244.6	272.5	354.1	644.8	910.9	1171.6	1677.0	2018.2	2028.9	1515.0
72.5°	200.6	202.8	227.5	292.9	525.7	739.2	969.9	1434.5	1830.4	1839.0	1360.5
75°	169.5	172.7	191.0	237.1	427.0	586.9	780.0	1158.8	1532.1	1568.6	1145.9
77.5°	145.9	147.0	159.9	195.3	303.6	441.0	571.9	869.1	1199.5	1225.3	900.2
80°	114.8	116.9	130.9	154.5	211.4	286.5	394.8	594.4	801.5	830.4	623.4
82.5°	53.6	60.1	63.3	84.8	110.5	141.6	186.7	247.8	362.6	361.6	290.8
85°	5.4	4.3	4.3	6.4	9.7	9.7	11.8	13.9	27.9	33.3	25.8
87.5°	0.0	0.0	0.0	1.1	2.1	2.1	2.1	3.2	3.2	3.2	3.2
90°	0.0	0.0	0.0	0.0	0.0	0.0	0.0	0.0	0.0	0.0	0.0



REPORT NUMBER: P867989

CATALOG NUMBER: MEM2-HSN-SA-60-722-U-T2U-HSS

CANDELA DISTRIBUTION (continued):

	90°	95°	105°	115°	125°	135°	145°	155°	165°	175°	180°
0°	647.0	647.0	647.0	647.0	647.0	647.0	647.0	647.0	647.0	647.0	647.0
2.5°	650.2	640.5	623.4	607.3	596.5	588.0	574.0	565.4	559.0	550.4	549.3
5°	648.0	630.9	596.5	567.6	539.7	516.1	491.4	476.4	460.3	452.8	459.2
7.5°	650.2	622.3	568.6	524.7	482.8	445.3	413.1	392.7	377.7	370.2	371.2
10°	651.3	614.8	545.0	483.9	430.2	386.3	349.8	321.9	303.6	299.3	294.0
12.5°	649.1	605.1	521.4	444.2	379.8	331.5	288.6	267.2	248.9	240.3	240.3
15°	651.3	597.6	496.8	407.7	334.8	279.0	242.5	218.9	208.1	200.6	201.7
17.5°	651.3	591.2	473.2	372.3	290.8	239.3	206.0	186.7	176.0	171.7	170.6
20°	658.8	585.8	450.6	339.0	252.1	203.9	177.0	162.0	153.4	149.1	147.0
22.5°	664.1	581.5	430.2	306.9	219.9	178.1	155.6	141.6	135.2	133.0	133.0
25°	673.8	580.5	412.0	275.7	194.2	158.8	138.4	127.7	122.3	120.2	120.2
27.5°	687.7	582.6	394.8	248.9	174.9	139.5	124.5	115.9	112.7	111.6	110.5
30°	708.1	592.3	384.1	228.5	156.6	127.7	113.7	108.4	106.2	105.1	105.1
32.5°	735.0	609.4	379.8	217.8	145.9	118.0	106.2	101.9	99.8	99.8	98.7
35°	768.2	628.7	376.6	208.1	138.4	111.6	100.9	96.6	95.5	95.5	95.5
37.5°	807.9	649.1	371.2	201.7	134.1	106.2	96.6	92.3	92.3	92.3	92.3
40°	851.9	679.2	370.2	197.4	130.9	103.0	92.3	88.0	88.0	88.0	88.0
42.5°	901.3	711.3	369.1	194.2	128.8	100.9	88.0	83.7	83.7	83.7	83.7
45°	961.3	752.1	371.2	192.1	128.8	98.7	84.8	79.4	78.3	78.3	78.3
47.5°	1020.3	790.7	373.4	189.9	126.6	95.5	80.5	75.1	74.0	73.0	73.0
50°	1083.7	830.4	373.4	187.8	124.5	92.3	77.3	69.7	68.7	67.6	67.6
52.5°	1145.9	863.7	374.5	184.5	119.1	86.9	71.9	65.4	63.3	62.2	61.2
55°	1206.0	899.1	375.5	179.2	112.7	81.5	68.7	61.2	57.9	55.8	55.8
57.5°	1251.0	928.1	370.2	168.4	104.1	76.2	63.3	55.8	51.5	49.4	49.4
60°	1293.9	946.3	360.5	152.4	95.5	70.8	59.0	50.4	46.1	44.0	44.0
62.5°	1311.1	949.5	338.0	124.5	84.8	65.4	53.6	46.1	42.9	41.8	41.8
65°	1301.5	935.6	307.9	98.7	75.1	59.0	49.4	42.9	38.6	35.4	35.4
67.5°	1248.9	887.3	267.2	78.3	65.4	53.6	45.1	38.6	34.3	31.1	31.1
70°	1149.1	810.1	208.1	62.2	56.9	47.2	40.8	35.4	31.1	27.9	27.9
72.5°	1002.1	702.8	151.3	52.6	49.4	41.8	36.5	32.2	27.9	25.8	25.8
75°	826.2	541.8	107.3	45.1	44.0	37.6	33.3	29.0	25.8	23.6	23.6
77.5°	620.1	377.7	83.7	39.7	38.6	34.3	30.0	26.8	23.6	22.5	21.5
80°	413.1	233.9	63.3	30.0	29.0	26.8	24.7	22.5	19.3	17.2	17.2
82.5°	184.5	98.7	32.2	17.2	15.0	12.9	10.7	7.5	7.5	6.4	6.4
85°	19.3	12.9	6.4	4.3	4.3	3.2	3.2	3.2	2.1	2.1	2.1
87.5°	3.2	3.2	2.1	2.1	2.1	1.1	1.1	1.1	1.1	1.1	1.1
90°	0.0	0.0	0.0	0.0	0.0	0.0	0.0	0.0	0.0	0.0	0.0

LM-79-2019: Approved Method: Electrical and Photometric Measurements of Solid-
State Lighting Products

Report Prepared for

Cooper Lighting Solutions

Streetworks

Report Number: SP1-2407-157-2

Test Date: 08/07/2024

Luminaire Tested: MEM2-HTN-SA-40-722-U-5WQ-2

Data in this report applies to families of products including MEM2-HTN-SA-40-722-U-5WQ-2

Test Information

Test Method: LM-79-2019
 Report Number: SP1-2407-157-2
 Test Lab: COOPER LIGHTING SOLUTIONS
 Photometer: SP1 - 76IN SPHERE
 Measurement Geometry: 4π
 Issue Date: 08/20/2024
 Manufacturer: COOPER LIGHTING SOLUTIONS
 Product Line: Streetworks
 Catalog Number: **MEM2-HTN-SA-40-722-U-5WQ-2**
 Description: Epic Modern Light Square 40W 5WQ Optic and Flare Trim

Spectral Parameters

CCT (K): 2253
 CIE u': 0.2868
 CIE v': 0.5332
 Duv: -0.0014
 CIE x: 0.4974
 CIE y: 0.4110
 CIE z: 0.0915
 Peak Wavelength (nm): 603
 Dominant Wavelength (nm): 587
 Purity: 72.69432
 R_f: 76.9
 R_g: 92.7

CRI (Ra):	70.6		
R1:	68.4	R9:	-36.0
R2:	88.7	R10:	78.2
R3:	85.4	R11:	61.0
R4:	63.5	R12:	74.2
R5:	69.0	R13:	72.8
R6:	88.9	R14:	92.2
R7:	68.5	R15:	58.0
R8:	32.0		



Test Conditions

Stabilization Time: 29M
 Operation Time: 1H 29M
 Sphere Temperature (°C): 24.1

REPORT NUMBER: SP1-2407-157-2

Measurement and Test Equipment			
Instrument	Identification Number	Calibration Date	Calibration Due Date
Photometer	IN0058	6/18/2024	12/18/2024
Power Meter	INXT2011004	2/8/2024	2/8/2025
AC Power Source	IN0063	10/24/2023	10/24/2024
DC Power Source	IN0208	10/24/2023	10/24/2024
Sphere Thermometer	IN0085	10/24/2023	10/24/2024
Room Thermometer	IN0046	10/24/2023	10/24/2024

REPORT NUMBER: SP1-2407-157-2

CIE 1931 Chromaticity Diagram



CIE 1931 Chromaticity Diagram with 2017 ANSI 7-Step and 4-Step Quadrangles



Point lies inside the ANSI 2200K 4-step quadrangle

REPORT NUMBER: SP1-2407-157-2

Photopic Flux vs. Wavelength



Photopic Lumens: NR

λ (nm)	Power W [^] /nm	Lumens (ϕ /nm)	λ (nm)	Power W [^] /nm	Lumens (ϕ /nm)	λ (nm)	Power W [^] /nm	Lumens (ϕ /nm)	λ (nm)	Power W [^] /nm	Lumens (ϕ /nm)	λ (nm)	Power W [^] /nm	Lumens (ϕ /nm)
360	0	NR	490	117	NR	620	896	NR	750	20	NR	880	0	NR
365	0	NR	495	137	NR	625	838	NR	755	17	NR	885	0	NR
370	0	NR	500	160	NR	630	774	NR	760	14	NR	890	0	NR
375	0	NR	505	183	NR	635	704	NR	765	12	NR	895	0	NR
380	0	NR	510	202	NR	640	635	NR	770	10	NR	900	0	NR
385	0	NR	515	219	NR	645	565	NR	775	9	NR	905	0	NR
390	0	NR	520	235	NR	650	501	NR	780	7	NR	910	0	NR
395	0	NR	525	249	NR	655	440	NR	785	6	NR	915	0	NR
400	0	NR	530	263	NR	660	383	NR	790	5	NR	920	0	NR
405	0	NR	535	281	NR	665	332	NR	795	5	NR	925	0	NR
410	1	NR	540	302	NR	670	286	NR	800	4	NR	930	0	NR
415	3	NR	545	331	NR	675	245	NR	805	3	NR	935	0	NR
420	6	NR	550	366	NR	680	210	NR	810	3	NR	940	0	NR
425	12	NR	555	411	NR	685	178	NR	815	3	NR	945	0	NR
430	21	NR	560	469	NR	690	152	NR	820	2	NR	950	0	NR
435	38	NR	565	536	NR	695	129	NR	825	2	NR	955	0	NR
440	66	NR	570	614	NR	700	109	NR	830	2	NR	960	0	NR
445	122	NR	575	701	NR	705	92	NR	835	1	NR	965	0	NR
450	215	NR	580	785	NR	710	77	NR	840	1	NR	970	0	NR
455	236	NR	585	863	NR	715	66	NR	845	1	NR	975	0	NR
460	170	NR	590	928	NR	720	55	NR	850	1	NR	980	0	NR
465	148	NR	595	971	NR	725	47	NR	855	1	NR	985	0	NR
470	132	NR	600	994	NR	730	40	NR	860	1	NR	990	0	NR
475	104	NR	605	996	NR	735	33	NR	865	1	NR	995	0	NR
480	97	NR	610	979	NR	740	28	NR	870	1	NR	1000	0	NR
485	105	NR	615	943	NR	745	24	NR	875	0	NR			

REPORT NUMBER: SP1-2407-157-2

Scotopic Flux vs. Wavelength



Scotopic Lumens: NR

S/P: 0.96

λ (nm)	Power W [^] /nm	Lumens (φ/nm)	λ (nm)	Power W [^] /nm	Lumens (φ/nm)	λ (nm)	Power W [^] /nm	Lumens (φ/nm)	λ (nm)	Power W [^] /nm	Lumens (φ/nm)	λ (nm)	Power W [^] /nm	Lumens (φ/nm)
360	0	NR	490	117	NR	620	896	NR	750	20	NR	880	0	NR
365	0	NR	495	137	NR	625	838	NR	755	17	NR	885	0	NR
370	0	NR	500	160	NR	630	774	NR	760	14	NR	890	0	NR
375	0	NR	505	183	NR	635	704	NR	765	12	NR	895	0	NR
380	0	NR	510	202	NR	640	635	NR	770	10	NR	900	0	NR
385	0	NR	515	219	NR	645	565	NR	775	9	NR	905	0	NR
390	0	NR	520	235	NR	650	501	NR	780	7	NR	910	0	NR
395	0	NR	525	249	NR	655	440	NR	785	6	NR	915	0	NR
400	0	NR	530	263	NR	660	383	NR	790	5	NR	920	0	NR
405	0	NR	535	281	NR	665	332	NR	795	5	NR	925	0	NR
410	1	NR	540	302	NR	670	286	NR	800	4	NR	930	0	NR
415	3	NR	545	331	NR	675	245	NR	805	3	NR	935	0	NR
420	6	NR	550	366	NR	680	210	NR	810	3	NR	940	0	NR
425	12	NR	555	411	NR	685	178	NR	815	3	NR	945	0	NR
430	21	NR	560	469	NR	690	152	NR	820	2	NR	950	0	NR
435	38	NR	565	536	NR	695	129	NR	825	2	NR	955	0	NR
440	66	NR	570	614	NR	700	109	NR	830	2	NR	960	0	NR
445	122	NR	575	701	NR	705	92	NR	835	1	NR	965	0	NR
450	215	NR	580	785	NR	710	77	NR	840	1	NR	970	0	NR
455	236	NR	585	863	NR	715	66	NR	845	1	NR	975	0	NR
460	170	NR	590	928	NR	720	55	NR	850	1	NR	980	0	NR
465	148	NR	595	971	NR	725	47	NR	855	1	NR	985	0	NR
470	132	NR	600	994	NR	730	40	NR	860	1	NR	990	0	NR
475	104	NR	605	996	NR	735	33	NR	865	1	NR	995	0	NR
480	97	NR	610	979	NR	740	28	NR	870	1	NR	1000	0	NR
485	105	NR	615	943	NR	745	24	NR	875	0	NR			

REPORT NUMBER: SP1-2407-157-2

Melanopic Flux vs. Wavelength



Melanopic Lumens: NR

M/P: 1.71

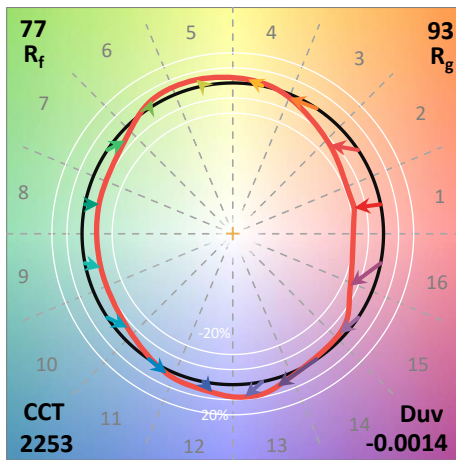
λ (nm)	Power W ² /nm	Lumens (φ/nm)	λ (nm)	Power W ² /nm	Lumens (φ/nm)	λ (nm)	Power W ² /nm	Lumens (φ/nm)	λ (nm)	Power W ² /nm	Lumens (φ/nm)	λ (nm)	Power W ² /nm	Lumens (φ/nm)
360	0	NR	490	117	NR	620	896	NR	750	20	NR	880	0	NR
365	0	NR	495	137	NR	625	838	NR	755	17	NR	885	0	NR
370	0	NR	500	160	NR	630	774	NR	760	14	NR	890	0	NR
375	0	NR	505	183	NR	635	704	NR	765	12	NR	895	0	NR
380	0	NR	510	202	NR	640	635	NR	770	10	NR	900	0	NR
385	0	NR	515	219	NR	645	565	NR	775	9	NR	905	0	NR
390	0	NR	520	235	NR	650	501	NR	780	7	NR	910	0	NR
395	0	NR	525	249	NR	655	440	NR	785	6	NR	915	0	NR
400	0	NR	530	263	NR	660	383	NR	790	5	NR	920	0	NR
405	0	NR	535	281	NR	665	332	NR	795	5	NR	925	0	NR
410	1	NR	540	302	NR	670	286	NR	800	4	NR	930	0	NR
415	3	NR	545	331	NR	675	245	NR	805	3	NR	935	0	NR
420	6	NR	550	366	NR	680	210	NR	810	3	NR	940	0	NR
425	12	NR	555	411	NR	685	178	NR	815	3	NR	945	0	NR
430	21	NR	560	469	NR	690	152	NR	820	2	NR	950	0	NR
435	38	NR	565	536	NR	695	129	NR	825	2	NR	955	0	NR
440	66	NR	570	614	NR	700	109	NR	830	2	NR	960	0	NR
445	122	NR	575	701	NR	705	92	NR	835	1	NR	965	0	NR
450	215	NR	580	785	NR	710	77	NR	840	1	NR	970	0	NR
455	236	NR	585	863	NR	715	66	NR	845	1	NR	975	0	NR
460	170	NR	590	928	NR	720	55	NR	850	1	NR	980	0	NR
465	148	NR	595	971	NR	725	47	NR	855	1	NR	985	0	NR
470	132	NR	600	994	NR	730	40	NR	860	1	NR	990	0	NR
475	104	NR	605	996	NR	735	33	NR	865	1	NR	995	0	NR
480	97	NR	610	979	NR	740	28	NR	870	1	NR	1000	0	NR
485	105	NR	615	943	NR	745	24	NR	875	0	NR			

Summary

$R_f = 76.9$
 $R_g = 92.7$
 CIE $R_a = 70.6$
 $R_9 = -36.0$



Color Vector Graphics



Individual Sample Fidelity Index ($R_{f,i}$)

CES01 = 87	CES26 = 76	CES51 = 88	CES76 = 78
CES02 = 65	CES27 = 94	CES52 = 85	CES77 = 75
CES03 = 32	CES28 = 93	CES53 = 80	CES78 = 79
CES04 = 72	CES29 = 81	CES54 = 86	CES79 = 82
CES05 = 51	CES30 = 91	CES55 = 83	CES80 = 81
CES06 = 52	CES31 = 83	CES56 = 77	CES81 = 51
CES07 = 44	CES32 = 75	CES57 = 75	CES82 = 92
CES08 = 42	CES33 = 88	CES58 = 76	CES83 = 88
CES09 = 29	CES34 = 88	CES59 = 84	CES84 = 90
CES10 = 79	CES35 = 94	CES60 = 91	CES85 = 65
CES11 = 62	CES36 = 90	CES61 = 82	CES86 = 48
CES12 = 68	CES37 = 97	CES62 = 91	CES87 = 76
CES13 = 45	CES38 = 98	CES63 = 86	CES88 = 78
CES14 = 75	CES39 = 97	CES64 = 70	CES89 = 61
CES15 = 72	CES40 = 94	CES65 = 71	CES90 = 80
CES16 = 48	CES41 = 95	CES66 = 71	CES91 = 80
CES17 = 51	CES42 = 89	CES67 = 70	CES92 = 51
CES18 = 57	CES43 = 80	CES68 = 74	CES93 = 68
CES19 = 74	CES44 = 99	CES69 = 84	CES94 = 44
CES20 = 68	CES45 = 83	CES70 = 72	CES95 = 66
CES21 = 88	CES46 = 81	CES71 = 75	CES96 = 75
CES22 = 81	CES47 = 88	CES72 = 89	CES97 = 76
CES23 = 92	CES48 = 73	CES73 = 68	CES98 = 72
CES24 = 92	CES49 = 82	CES74 = 85	CES99 = 63
CES25 = 73	CES50 = 87	CES75 = 80	



Color Rendition by Hue-Angle Bin



Measure Comparisons



(END OF REPORT)